

# Anleitung VRAPP at Height - DEMO

HTC VIVE PRO 2





**ROCK MASTER**  
BEZPIECZNA PRACA NA WYSOKOŚCI

**VRapp**  
at Height

store.steampowered.com/about/

STEAM® STORE COMMUNITY ABOUT SUPPORT

1. Gehen Sie zur Seite: <https://store.steampowered.com/about/>

STEAM®

Steam is the ultimate destination for playing, discussing, and creating games.

ONLINE 24,809,677 PLAYING NOW 6,550,980

INSTALL STEAM

Also available on: [Apple] [Steam] [Windows]

2. Herunterladen

Recent download history

SteamSetup.exe 2.3 MB • Done

3. Öffnen

Steam Setup

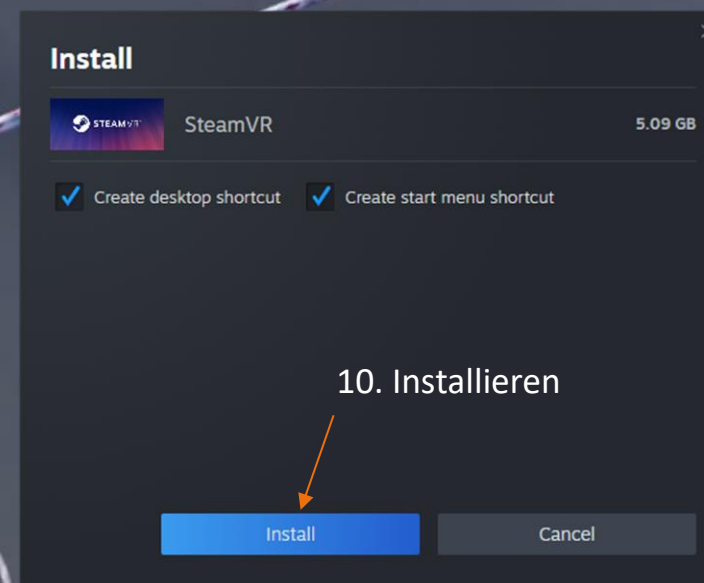
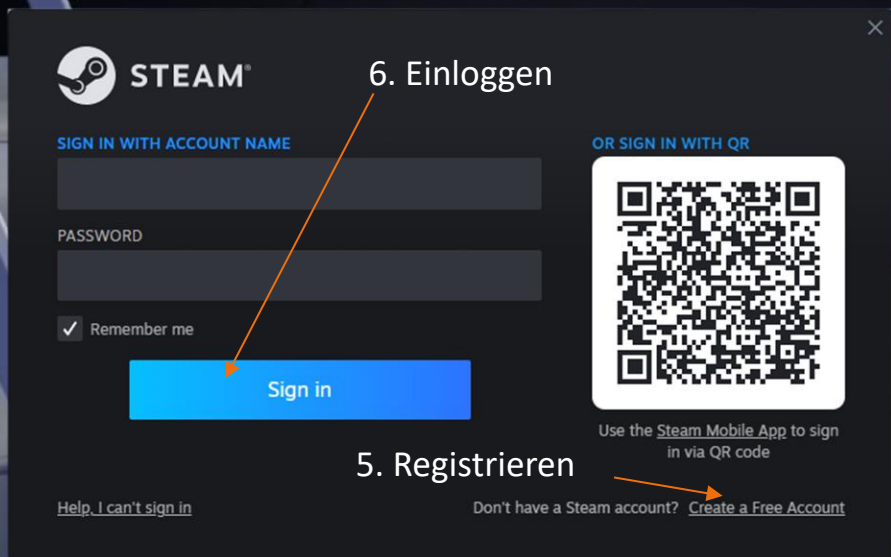
Welcome to Steam Setup

Using Steam, you'll be able to play all of your Steam games on the Internet with other players. You'll also be able to:

- \* Get fast access to future releases
- \* Receive game updates automatically
- \* Instant-message your friends, even while you play
- \* Find the best game servers and find your friends' games
- \* Receive Steam-only special offers

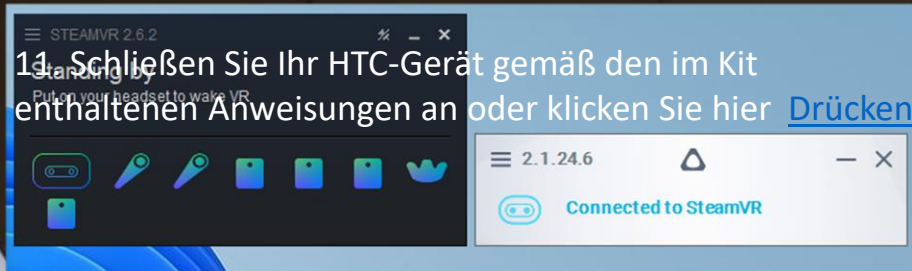
4. Steam installieren

Next > Cancel





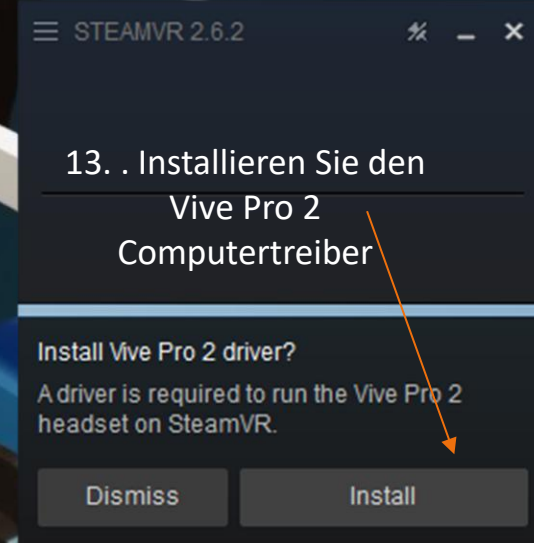
11. Schließen Sie Ihr HTC-Gerät gemäß den im Kit enthaltenen Anweisungen an oder klicken Sie hier [Drücken](#)



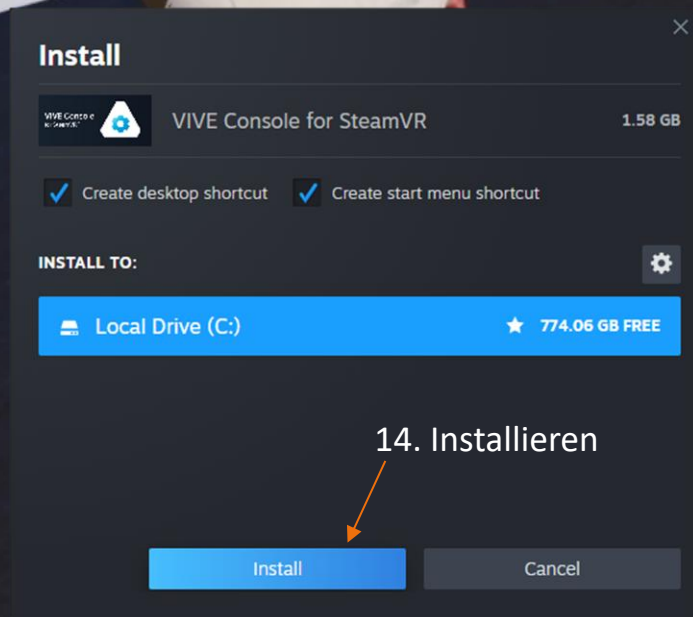
12. Steam VR starten



13. . Installieren Sie den Vive Pro 2 Computertreiber



14. Installieren



15. Den Raum vorbereiten



Welcome to Room Setup!

### Set up for Room-Scale

Play Room-Scale, Standing, and Seated VR experiences. Choose this if you have at least 2 meters by 1.5 meters, or around 6.5 by 5 feet.



ROOM-SCALE

16.

### Set up for Standing Only

Play Standing and Seated VR experiences. Choose this if you have limited space to walk around.



STANDING ONLY



Setup complete!

You've successfully completed room setup and your configuration has been saved!

When you're ready, click the Next button to proceed to the SteamVR Tutorial.

BACK

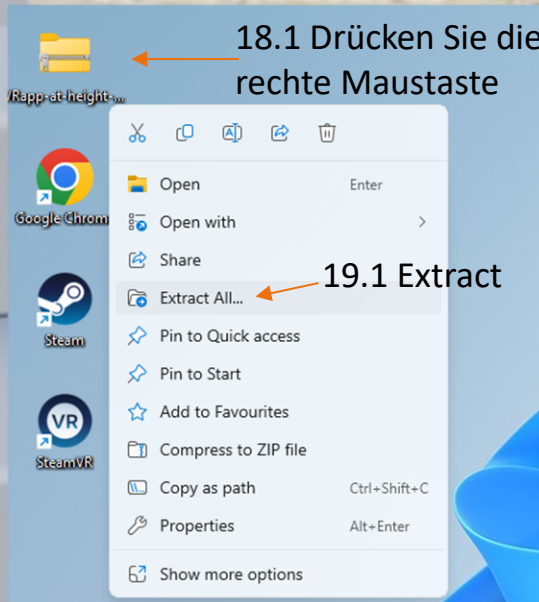
NEXT

17.



## Betrifft Windows 11

18.1 Drücken Sie die rechte Maustaste



19.1 Extract

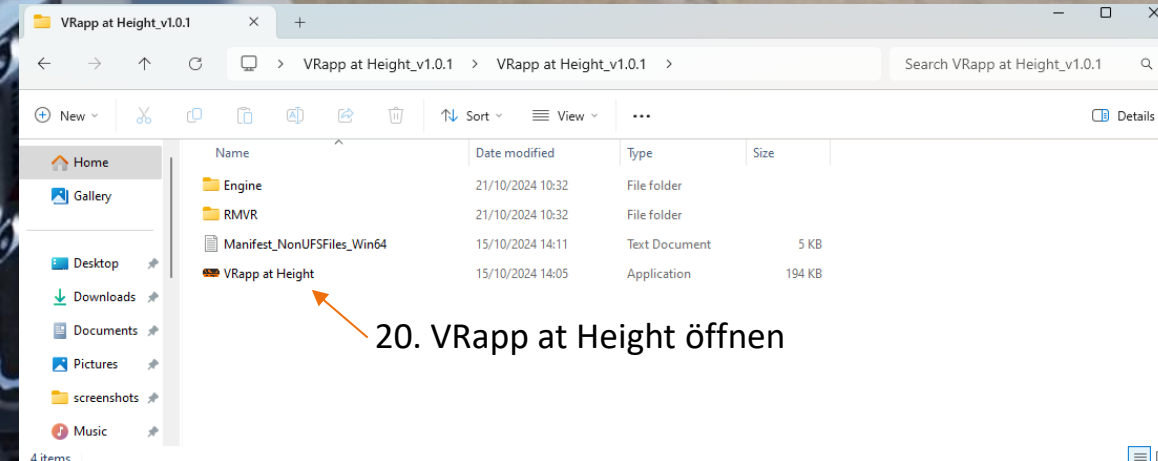
## Betrifft Windows 10

WinRAR herunterladen und installieren



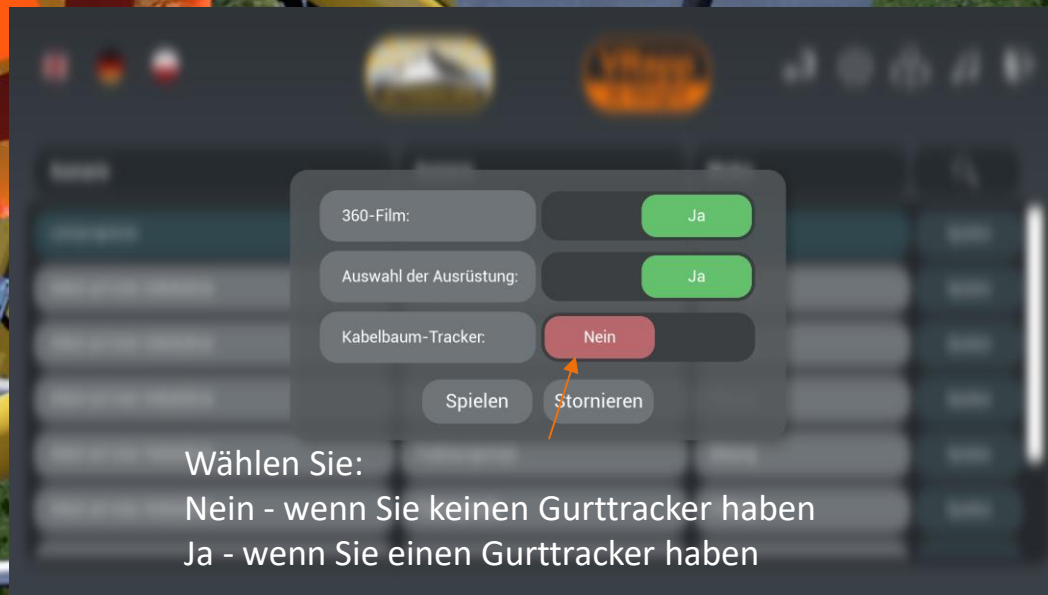
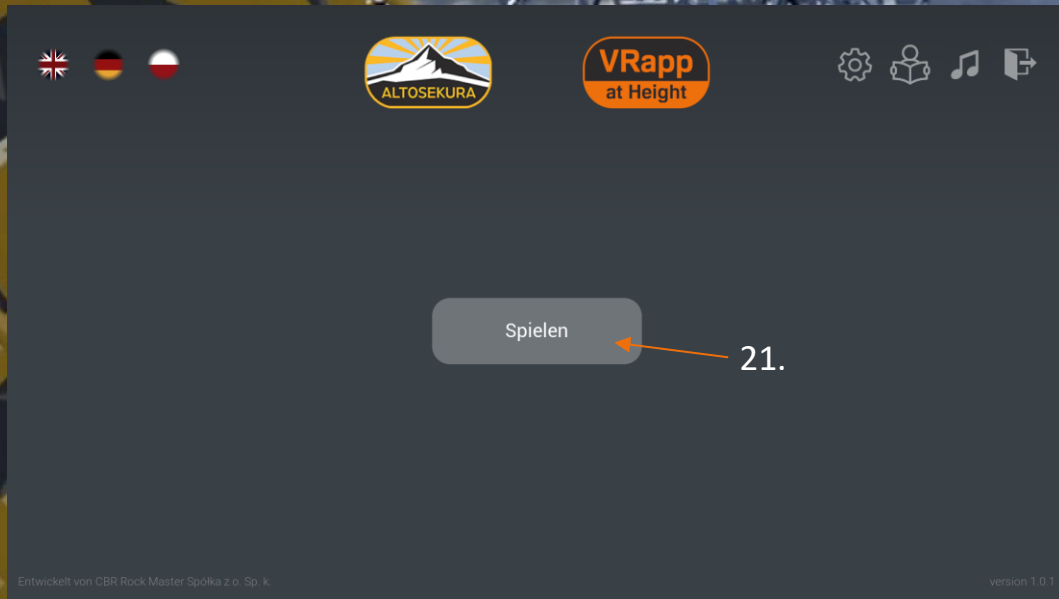
19.2. Extract

18.2. Drücken Sie die rechte Maustaste



20. VRapp at Height öffnen









**ROCK MASTER**

BEZPIECZNA PRACA NA WYSOKOŚCI

**VRapp**  
at Height

# Viel Spaß mit VRAPP at Height

Rock Master

CBR Rock Master Sp. z o.o. Sp. k.

Krolewska 94/11 Straße, 30-079 Krakow

+48 12 445 74 15

+48 609 004 858